

1) Listen to the Morning Announcements by Dr. Leatherbarrow
<https://www.cbsd.org/Page/49332> (Scroll to the bottom of the page and find today's date.)

2) Poetry Playoffs (Read the next two poems and cast your vote!)

<https://forms.office.com/Pages/ResponsePage.aspx?id=i0gLqP78hUGI4zhCIN8iygc-g-GOcfpLt2molDfQgHfUMVZCVFpRtK1TTEpFQIAzTIIzU0syWINQOC4u>

3) Read the Must Do, Catch Up, May Do on Seesaw


Overview

- Generate ideas to be used as seeds.

Explanation: We will use the menu posted in Seesaw (pictured to the right) to explore the genre of Opinion Writing.

Task 1

- Take out a clean sheet of paper.
- Write the date at the top (3 –26– 20).
- Go back to the **Opinion Writing Menu** in Seesaw and choose a prompt to write from.
- Write your opinion at the top of the page for a title.
- Write your response to the prompt below.
- Go back to reread your writing to check that it makes sense.
- Read it again to check for correct capitalization, finger spacing, spelling, and punctuation.



Writing/Grammar
(25 minutes)

Overview


- Identify homophones.

Things to Know: A **homophone** is a word that is pronounced the same as another word but differs in meaning. The words may be spelled the same, such as rose (flower) and rose (past tense of "rise"), or differently, such as carat, caret, and carrot, or to, two and too.

Task 2

- Find the page you sorted and pasted the homophones to yesterday.
- Turn the page over.
- Follow the directions at the top of the page.

Option: Share your work in Seesaw by uploading a photo.



Thursday, March 26th – Mrs. Collins' Class Resources

All completed work can be stored in the envelope and returned when we return to school if you choose.

**Mathematics
(30 minutes)**

Overview

- Use addition strategies and algorithm to add up to 3-digit numbers with regrouping in ones and tens.
- Use place-value understanding and properties of operations to add and subtract within 1,000.

Explanation: See the specific directions for each activity.

Task 1: Put On Your Thinking Cap (Challenges: This work is planned for 2 days)

- Find the first math packet in your envelope titled **Lesson 2 Place Value**.
- Complete pages 29 and 30.

Task 2: XtraMath

- Practice your recall of basic facts by logging in to **XtraMath** and trying to beat your last score.

Task 3: Finding 10 less/more and 1 less/more

- Use understanding of place value and addition to find missing numbers when playing **Alien Addition** at https://www.mathplayground.com/ASB_AlienAddition.html



For additional practice opportunities created by the CBSD Math Coaches, see the pdf posted in our Seesaw Journal.

Option: Share your work in Seesaw by uploading a photo.

**Reading
(45 minutes)**

Overview

- Read with accuracy and fluency to promote comprehension.
- Know and apply grade-level phonics and word analysis skills in decoding text.
- Determine the meaning of words and phrases as they are used in grade-level text including multiple meaning words.

Explanation: You will explore the vocabulary found in the article **School of Apes** in Scholastic News.

Things to Know

The magazine this week is from April 2019. To find it online, click on "All Issues" at the top and use the arrow at the bottom to turn to the page 3 to find this magazine.

Access **Scholastic News** via **Clever** OR use the link below.

<https://digital.scholastic.com/resources/classpasscode/?app=sn2&state=%2F&role=classroom>

Password: bear2

Remember to restate the questions and answer in complete sentences.

Task 1: Scholastic News

- Find the packet titled **Make a Word Web**.
- Turn to **Reading Checkpoint**.
- Read the questions, and then reread the article found in your SN magazine.
- Answer the questions by reading all of the options and shading in the circle of the answer you found to be correct.




Task 2: Independent Reading

- Find a quiet, comfy spot to enjoy reading a book.

Task 3: Read Aloud


- Visit Seesaw to listen to our Read Aloud: *The One and Only Ivan* by Katherine Applegate



Option: Share your work in Seesaw by uploading a photo.

Thursday, March 26th – Mrs. Collins’ Class Resources

All completed work can be stored in the envelope and returned when we return to school if you choose.

<p>Specials (20 minutes)</p>	<p>Mondays: Art https://www.cbsd.org/Page/48545 Mrs. H-D Tuesdays: Music https://www.cbsd.org/Page/45977 Mrs. Kelly Wednesdays: Library https://www.cbsd.org/Page/45981 Mrs. Kehan Thursdays: Gym https://www.cbsd.org/Page/47173 Mrs. Leuthe Fridays: QUEST https://www.cbsd.org/Page/45881 Mr. Sidelinker</p> <p>Option: Share your work in Seesaw by uploading a photo.</p> <div data-bbox="998 210 1534 535" style="border: 1px solid black; padding: 10px; transform: rotate(-10deg);"><p>I'll post our links for all our specials each day so students can choose to go back to finish a project and/or visit a special scheduled on Fridays.</p></div>
<p>Social Studies (20 minutes)</p>	<p>Overview</p> <ul style="list-style-type: none">Locate and identify the oceans and the continents. <p>Explanation: This week we'll continue to explore geography.</p> <p>Task 1</p> <ul style="list-style-type: none">Look for and create the My Home booklet. This activity is planned for rest of the week (3 days) and is intended to inspire interest in researching the personal questions students may have about the communities in which they live, near and far. <p>Option: Share your work in Seesaw by uploading a photo.</p> <div data-bbox="1274 640 1502 840"></div>